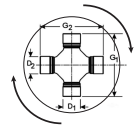


622 US 46 West
Clifton NJ 07013
TEL: (973)473-7900



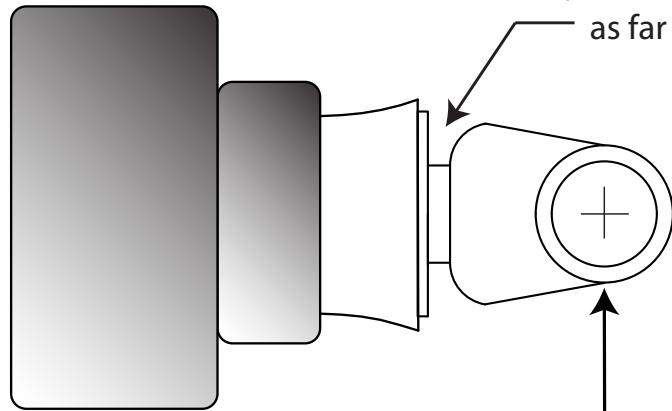
DRIVELINE ENGINEERING®

BE SURE THAT FULL VEHICLE WEIGHT IS ON THE WHEELS WHILE MEASURING
Measure as accurately as possible and do **NOT** use your old shaft as your measurent

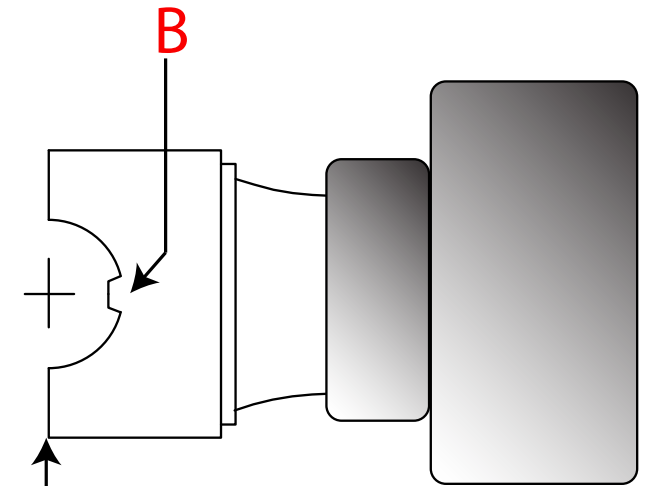
www.drivelineNJ.com
contact@dlsnj.com
FAX: (973)253-7132

BOTTOM THE YOKE!

(Push Slip Yoke in Trans
as far as it will go)



**ALL MEASUREMENTS IN INCHES
AND FRACTIONS OF INCHES PLEASE**



A

Vehicle Description _____

A CENTER of Trans Yoke Cap Hole to FLAT of strap or U-Bolt _____

B Tabs? Y N

Front

Rear

U-Joint Series (If Known) _____

E Cap Diamiter

E _____

F Lock Up Width

F _____

G Bolt Hole ϕ to ϕ

G _____

NAME:

Phone#:

Note:

Tab Style

Non - Tab Style

